

## SYNTHESIS OF MODIFIED NANOCARBON MATERIALS AND DETERMINATION OF THEIR ADSORPTION CAPACITY

G. R. NYSSANBAYEVA<sup>1</sup>, K. K. KUDAIBERGENOV<sup>2</sup>, A. K. SEIDILDAYEVA<sup>3</sup>,  
L. R. SASSYKOVA<sup>4</sup> & M. I. TULEPOV<sup>5</sup>

<sup>1</sup>Doctoral Candidate, Al-Farabi Kazakh National University, Al-Farabi ave., Almaty, Kazakhstan

<sup>2,5</sup>Associate Professor, Al-Farabi Kazakh National University, Al-Farabi ave., Almaty, Kazakhstan

<sup>3</sup>Associate Professor, Academy of Civil Aviation, Akhmetov str., Almaty, Kazakhstan

<sup>4</sup>Professor, Al-Farabi Kazakh National University, Al-Farabi ave., Almaty, Kazakhstan

### ABSTRACT

*In this work, thermally expanded graphite and carbonized rice husk were obtained by heat treatment at different temperature conditions and different ratios. The samples were purified and characterized by physico-chemical methods. The synthesized samples were tested as oil sorbents in water. The results of determination of sorption capacity of thermally expanded graphite oil showed higher values (5-6%) compared to carbonized rice husks (3.1-3.7%). It should be noted that all samples of thermally expanded graphite have an adsorption capacity at least three times greater than that of natural graphite. The process of carbonization of rice husks was carried out at 600, 700, 800 and 900°C. It was found for samples of carbonized rice husks that the adsorption capacity was maintained in the range of 3.1-3.7% and no special changes were detected which depends upon activation temperature. The results of electron microscopic examination showed that the process of carbonization does not significantly change the macroscopic morphology of rice husks. In general, it is concluded that the carbonization process leads to an increase in the adsorption capacity of samples.*

**KEYWORDS:** Oil Spills, Oily Wastewater, Carbonized Rice Husk, Thermally Expanded Graphite, Sorption Capacity & Oil Removal Efficiency

**Received:** Oct 18, 2019; **Accepted:** Nov 08, 2019; **Published:** Jan 09, 2020; **Paper Id.:** IJMPERDFEB202026

### INTRODUCTION

The use of Oil determines the level of economic development and life of modern man. Absolutely, at all stages of oil use, starting from oil exploration and production and ending with the disposal of its waste, there is pollution of the environment, a negative impact on the people's health (Akhmedzhanov et al., 2012; Kamenev et al., 2003; Golubev et al., 2014; Kudaibergenov et al., 2014; Sassykova et al., 2019). Most of the pollution is due to oil spills, emissions of harmful substances into the atmosphere, water bodies and on land (Kudaibergenov et al., 2018; Kudaybergenov et al., 2010). It is important to emphasize that no stage of oil use is waste-free and the greater the amount of work performed, the more intense are formed at these stages of oil and gas flows, and the more significant their negative impact on the environment. Emergencies at the same time only strengthen and concentrate its influence. Impacts of the oil industry on the environment are manifested in the strengthening of the greenhouse effect, the appearance of acid rain, water quality decline, groundwater pollution, loss of biodiversity (Sassykova et al., 2019; Kudaibergenov et al., 2018; Kudaybergenov et al., 2010; Beisembayeva et al., 2017; Tashmukhambetova et al., 2018; Zhou et al., 2019; Ongarbayev et al., 2015). In recent years, serious concern has been caused by the

pollution of the oceans by oil as a result of the crash of tankers and oil emissions in boreholes located in the high seas (Chen et al., 2012; Katsuki & Komarneni, 2009; Baiseitov et al., 2015; Tashmukhambetova et al., 2017; Liu & Xing, 2011). By estimates of experts from various sources as a result of activity of people from 5 to 10 million ton of oil get to the ocean. As 1 g of oil, spreading on the surface of the ocean, occupies the space of 12 km, the World Ocean probably is covered for a long time with a thin superficial film of hydrocarbons (Baiseitov et al., 2016). In recent years, due to the increase in oil production at offshore fields, the contribution to pollution of the World Ocean due to offshore drilling platforms has been increasing. The foregoing indicates that not only during accidents at oil facilities, but also during their normal operation, there are often large-scale spills of oil and oil products, which lead to large economic losses, environmental degradation, and, in some cases, environmental disasters (Ongarbayev et al., 2015; Baiseitov et al., 2016; Baiseitov et al., 2017; Sugashini & Begum, 2013; Sugashini & Begum, 2015; Wei et al., 2005).

A specific feature of oil pollution is the ability to capture and concentrate other contaminants, for example, heavy metals and pesticides. When the oil spreads over a large area, the probability of various reactions greatly increases, since substances soluble in oil participate in a variety of chemical processes (Ibrahim et al., 2010; Gabdrashova et al., 2018; Tuktin et al., 2019; Omarova et al., 2019; Kudaibergenov et al., 2012).

In light fractions of oil products of gasoline and kerosene, the surface tension at the boundary with water is higher and the spreading rate on the surface is lower than for petroleum products containing heavy fractions, such as fuel oil and oil. In this regard, petroleum products from light fractions (with the same amount) spread on a smaller surface area of the water (Rengasamy et al., 2011; Lin & Juang, 2009; Sassykova, 2017).

Removing oil and oil products from wastewater using solid sorbents is one of the possible options for water treatment (Angelova et al., 2011; Alvarez et al., 2014; Imagawa et al., 2000; Prabhakar et al., 2018; Kudaibergenov et al., 2014).

The aim of this study was synthesis of solid carbon sorbents by heat treatment of natural graphite and rice husk and their characterization. The obtained sorbents were used for the efficient sorption of oil and oil products. The novelty of this work is the use of heat treatment for the synthesis of carbon sorbents based on natural graphite from the Zavaliyevsky deposit (Ukraine) and rice husk.

## EXPERIMENTAL

Natural flake graphite (NG) of Zavaliyevsky deposit (Ukraine), consisting of 92.8 wt% of carbon, was used in the work. Rice husk (RH) was extracted from Kyzylorda field (Kazakhstan). Thermally expanded graphite (TEG) was produced in the laboratory of the Al-Farabi University (Almaty, Kazakhstan) by heat treatment method. This is a very simple method (Ongarbayev et al., 2015; Baiseitov et al., 2016; Baiseitov et al., 2017; Kudaibergenov et al., 2018; Kudaibergenov et al., 2010) in which a mechanical mixture of natural graphite and crystalline zinc nitrate hydrate ( $Zn(NO_3)_2 \cdot 6H_2O$ ) is heated in a muffle furnace for 20 minutes at different temperatures. The experimental conditions are shown in the table 1.

**Table 1: Experimental Conditions for Expanded Graphite (EG) Synthesis**

Samples Labels	Percentage of Components, wt. %		Final Temperature, °C
EG350 (80/20)	20.0% NG	80% $Zn(NO_3)_2 \cdot 6H_2O$	350
EG 400 (80/20)	20.0% NG	80% $Zn(NO_3)_2 \cdot 6H_2O$	400
EG 600 (80/20)	20.0% NG	80% $Zn(NO_3)_2 \cdot 6H_2O$	600
EG 800 (80/20)	20.0% NG	80% $Zn(NO_3)_2 \cdot 6H_2O$	800

Sample Label	NG Content	Chemical Composition	Temperature (°C)
EG 500 (70/30)	30.0% NG	70% $Zn(NO_3)_2 \times 6H_2O$	500
EG 600 (70/30)	30.0% NG	70% $Zn(NO_3)_2 \times 6H_2O$	600
EG 1000 (80/20)	20.0% NG	80% $FeCl_3 \times 6H_2O$	1,000

The rice husk carbonization has been performed at the Institute of Combustion Problems (Almaty, Kazakhstan). 15 g of RH were carbonized in a reactor designed in the laboratory under propane atmosphere at different temperatures for 1 hour (Table 2).

Table 2: Experimental Condition for Synthesis of Carbonized Rise Husk (CRH)

Samples Labels	Carbonization Temperature, °C	Carbonization Time, Hour
CRH 600	600	1.0
CRH 700	700	1.0
CRH 800	800	1.0
CRH 900	900	1.0

## RESULTS AND DISCUSSIONS

SEM-images (Figure 1) show a typical structure of the NG and TEG samples obtained at a temperature of 500°C (TEG500 (70/30)). As a result of thermal expansion, graphite increases in volume due to intercalation of salts, which leads to the formation of multilayer thermally expanded graphite. As can be seen from the SEM-photo of natural graphite, the samples in the original form are very dense and do not contain pores on their surface. According to the data of electron microscopic investigation, the structure of the original zavalevsky graphite consists of thin plates with transverse dimensions of about 0.51 microns, a thickness of several to tens of nm. The plates are superimposed on each other and form crystalline polytypes due to errors in their crystallographic superimposition. The SEM images of the TEG obtained from a mechanical mixture of graphite and salt (Figure 1c) show areas of significantly deformed layers, as well as areas with a relatively perfect structure of graphite layers. Violations of the near and far order associated with this phenomenon, and cause just defective Raman scattering of light.




Figure 1: SEM Images at various Magnifications of Natural Graphite (a, b) and Expanded Graphite (EG) obtained at the Temperature of 500°C (c).

SEM images of raw rice husk and carbonized rice husk at 600°C (CRH600) are shown in the figure 2. It can be seen that the carbonization process does not significantly change the macroscopic morphology of rice husk.




Figure 2: SEM-Images of Rice Husk (RH) (a) and Carbonized Rice Husk (CRH600) (b).

Results of the elemental analysis demonstrate that as expected the carbon content decreases in all the samples of thermally expanded graphite while that of other components increases (Figure 3). The content of carbon, hydrogen and other components (expressed as the sum of nitrogen, oxygen and inorganic substances) in all samples of carbonized rice husk is shown along with samples of the original rice husk in figure 4.

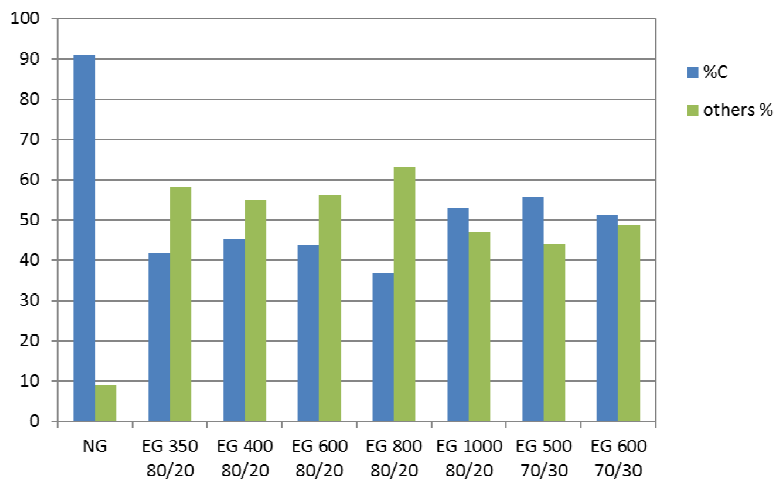


Figure 3: The Content of Carbon and other components (Sum of Hydrogen, Nitrogen, Oxygen and Inorganic Species) of all EG Samples.

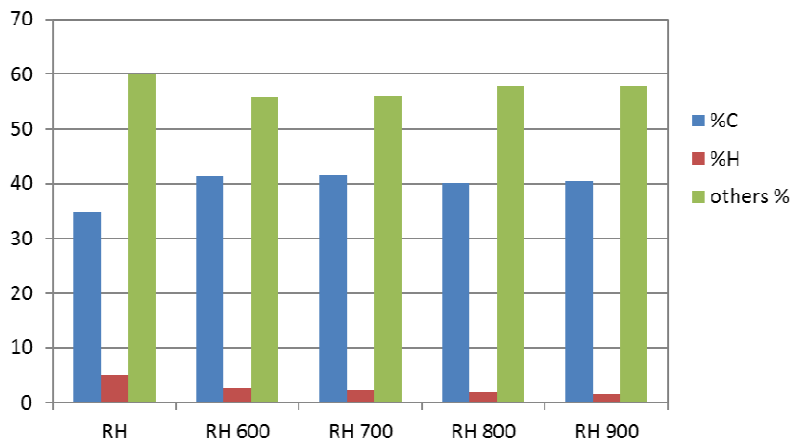


Figure 4: Elemental analysis of Rice Husk and Carbonized Rice Husk.

As expected, the heat treatment causes an increase in the carbon content compared to the original, as well as other components, at the same time also seen a decrease in the hydrogen content. In particular, with an increase in the activation temperature, a noticeable decrease in the hydrogen content is detected.

The data of determination of oil sorption capacity are shown in the Table 3. Results of tests showed that EG samples are better adsorbents compared to carbonized rice husks. It should be noted that, as a general trend, all EG samples have an adsorption capacity of at least three times greater than that of natural graphite. As for the CRH samples, the adsorption capacities are similar, and no particular changes depending on the activation temperature were found. As a general result, the carbonization process led to an increase in adsorption capacity.

**Table 3: Oil Sorption by the Synthesized Nanocarbon-containing Sorbents**

Sorbent	S <sub>St</sub> , Mass of the Spent Sorbent (Sorbent+Oil), g	S <sub>0</sub> , Mass of a Sorbent, g	Oil sorption Capacity, g/g
NG	0.42	0.10	1.8
EG 500(70/30)	0.99	0.10	6.0
EG 600(70/30)	1.1	0.10	5.6
RH	0.35	0.10	1.2
CRH 600	0.73	0.10	3.1
CRH 700	0.67	0.10	3.3
CRH 800	0.69	0.10	3.7
CRH 900	0.66	0.10	3.2

## CONCLUSIONS

- The expanded graphite and carbonized rice husk (CRH) were produced at different temperatures and by using different activating conditions.
- Results of the elemental analysis demonstrate that the carbon content decreases in all the samples of thermally expanded graphite while that of other components (the sum of nitrogen, oxygen and inorganic substances) increases.
- The heat treatment causes an increase in the carbon content in all samples of carbonized rice husk compared to the original rice husk, at the same time also seen a decrease in the hydrogen content. With an increase in the activation temperature, a noticeable decrease in the hydrogen content is detected.
- The samples prepared were tested as the sorbents of oil in water. Results of oil adsorption showed that all samples of expanded graphite have an adsorption capacity of at least three times greater than that of natural graphite.
- Adsorption capacity for the samples of carbonized rice husk is similar, and was equal to: CRH600-3.1%; CRH700-3.3%; CRH 800-3.7%; CRH900-3.2%.
- It was shown that the carbonization process has led to an increase in adsorption capacity.

## REFERENCES


1. Akhmedzhanov, T.K., Abd Elmaksoud, A.S., Baiseit, D.K. & Igembaev, I.B. (2012). Chemical properties of reservoirs, oil and gas of Kashagan field, southern part of pre-Caspian depression, Kazakhstan, *International Journal of Chemical Science*, 10(1), 568-578.
2. Kamenev, I., Munter, R., Pikkov, L. & Kekisheva, L. (2003). Wastewater treatment in oil shale chemical industry, *Oil Shale*, 20(4), 443-457.

3. Golubev, D., Krupskaya, L., Zvereva, V. & Filatova, M. (2014). Assessment of technogenic system impact on the environment and technospheric safety for mineral development in Amurskaya oblast, *Advanced Materials Research*, 1051, 557-561. <https://doi.org/10.4028/www.scientific.net/AMR.1051.557>.
4. Kudaibergenov, K., Ongarbayev, Y., Tulepov, M., Mansurov, Z., Ualiyev, Zh., Kabdoldina, A. & Tuleshov, Y. (2014). Scanning Electron Microscopic Studies of Carbonized Rice Husk and Apricot Stone, *Advanced Materials Research*, 893, 478-481. <https://doi.org/10.4028/www.scientific.net/amr.893.478>.
5. Sassykova, L. R., Sendilvelan, S., Bhaskar, K., Zhumakanova, A. S., Aubakirov, Y. A., Abildin, T. S., Kubekova, Sh. N., Mataeva, Z. T. & Zhakupova, A. A. (2019). Norms of emissions of harmful substances generated from vehicles in the different countries of the world, *News of the National Academy of Sciences of the Republic of Kazakhstan, series of geology and technology sciences*, 434 (2), 181-189. <https://doi.org/10.32014/2019.2518-170X.53>.
6. Kudaibergenov, K., Ongarbayev, Y., Mansurov, Z., Lesbayev, B., Baitimbetova, B., Nyssanbayeva, G., Golovchenko, O. & Prikhodko, N. (2018). Preparation of Porous Rice Husks by Pyrolysis Methods for the Removal of Emulsified Oils from Waste Water, *Transylvanian Review*, 26, 26.
7. Kudaybergenov, K., Ongarbayev, E. & Mansurov, Z. (2010). Carbonaceous Composites from Agricultural Wastes for Adsorption of Hydrocarbon Contamination in Water, *Eurasian Chem. Tech. J.*, 12(2), 151-156. <https://doi.org/10.18321/ectj38>.
8. Beisembayeva, L., Ponomarenko, O., Matveyeva, I., Romanova, S. & Sydykbayeva, S. (2017). Coal-mineral sorbents as effective sorbents for removal of boric acid, *International Multidisciplinary Scientific GeoConference Surveying Geology and Mining Ecology Management, SGEM*, 17(52), 175-179.
9. Tashmukhambetova, Zh.Kh., Aubakirov, Y. A., Sassykova, L.R., Burkhanbekov, K. E., Faizullaeva, M.F. & Zhakirova, N. K. (2018). Influence of non-traditional methods of raw material preparation on the basis of polymeric waste on hydrogenation thermocatalytic processing in fuels, *Revue Roumaine de Chimie*, 10, 63(11), 1001-1009.
10. Zhou, Sh., Wang, M., Yang, Zh. & Zhang, X. (2019). Polydopamine-Modified Nanochannels in Vertically Aligned Carbon Nanotube Arrays for Controllable Molecule Transport, *ACS Applied Nano Materials*, 2, 3271-3279. <https://doi.org/10.1021/acsnm.9b00619>.
11. Ongarbayev, Y., Belgibayeva, A., Kudaybergenov, K. & Mansurov Z. (2015). Oil Spill Cleanup from Sea Water by Porous Sorbents, *Eurasian Chem. Tech. J.*, 17(1), 41-45. <https://doi.org/10.18321/ectj193>
12. Chen, Y.F., Xu, S.Y., Guo, H., Xu H., Qu, X.Y. & Cao, L.X. (2012). A Study on Mechanical Lubricant Wastewater Treatment by Carbonized Rice Husk, *Advanced Materials Research*, 588-589, 68-74. <https://doi.org/10.4028/www.scientific.net/amr.588-589.68>
13. Katsuki, H. & Komarneni, S. (2009). Synthesis of Na-A and/or Na-X zeolite/porous carbon composites from carbonized rice husk, *Journal of Solid State Chemistry*, 182(7), 1749-1753.
14. Baiseitov, D. A., Tulepov, M. I., Sassykova, L. R., Gabdrashova, Sh. E., Gul'dana, E., Zhumabai, D. A., Kudaibergenov, K.K. & Mansurov, Z. A. (2015). The sorbents for collection of oil and petroleum of the phytogenesis, *International Journal of Chemical Science*, 13(2), 1027-1033.
15. Tashmukhambetova, Zh., Aubakirov, Y., Shomanova, Zh., Burkhanbekov, K., Safarov, R., Sassykova, L., Zhakirova, N. & Faizullaeva, M. (2017). The effects of pretreatment methods of carbon-containing wastes in thermal catalytic recycling, *Oriental Journal of Chemistry*, 33(6), 2884-2890. <http://dx.doi.org/10.13005/ojc/330622>.

16. Liu, X. & Xing, H. (2011). Preparation of Foaming Material and Removal of Machine Oil from Wastewater, Fourth International Conference on Intelligent Computation Technology and Automation, <https://doi.org/10.1109/icicta.2011.499>.
17. Baiseitov, D.A., Tulepov, M.I., Sassykova, L.R., Gabdrashova, Sh.E., Essen, G.A., Kudaibergenov, K.K. & Mansurov, Z.A. (2016). Sorption capacity of oil sorbent for the removal of thin films of oil, *Bulgarian Chemical Communications*, 48(3), 446-450.
18. Baiseitov, D., Tulepov, M., Sassykova, L.R., Gabdrashova, Sh. Kudaibergenov, K. & Mansurov, Z. (2017). Physicomechanical properties of petrosorbents of the phytogenesis, *Revue Roumaine de Chimie*, 62(3), 249-253.
19. Sugashini, S. & Begum, K. M. M.S. (2013). Studies on the Performance of Ethylamine-Modified Chitosan Carbonized Rice Husk Composite Beads for Adsorption of Metal Ion, *Bioremediation Journal*, 17(2), 97-106. <https://doi.org/10.1080/10889868.2013.786016>.
20. Sugashini, S. & Begum, K. M. M. S. (2015). Preparation of activated carbon from carbonized rice husk by ozone activation for Cr(VI) removal, *New Carbon Materials*, 30(3), 252-261. [https://doi.org/10.1016/s1872-5805\(15\)60190-1](https://doi.org/10.1016/s1872-5805(15)60190-1).
21. Wei, Q.F., Mather, R.R. & Fotheringham, A.F. (2005). Oil removal from used sorbents using a biosurfactant, *Bioresource Technology*, 96(3), 331-334. <https://doi.org/10.1016/j.biortech.2004.04.005>.
22. Ibrahim, Sh., Wang, Sh. & Ang, H.M. (2010). Removal of emulsified oil from oily wastewater using agricultural waste barley straw, *Biochemical Engineering Journal*, 49(1), 78-83. <https://doi.org/10.1016/j.bej.2009.11.013>.
23. Gabdrashova, Sh.E., Rakhova, N.M., Pustovalov, I.O., Elemesova, Zh., Tulepov, M.I., Korchagin, M.A., Sassykova, L.R., Sendilvelan, S. & Baiseitov, D.A. (2018). Preparation of mechanically activated mixtures of Titanium with the carbon nanotubes and study of their properties under thermal explosion, *Rasayan Journal of Chemistry*, 11(1), 324-330.
24. Tuktin, B.T., Tenizbayeva, A.S., Omarova, A.A., Sassykova, L.R. & Sailau, Zh.A. (2019). Hydrofining of petrol fractions of oil on modified alumina catalysts, *Rasayan J. Chem.*, 12(3), 1478-1484. <https://doi.org/10.31788/RJC.2019.1235236>.
25. Omarova, A., Sassykova, L., Tulepov, M. & Zhakirova, N. (2019). Study of non-hydrogen transformation of model n-alkanes and a diesel fraction over La-Zn-Mn/Al<sub>2</sub>O<sub>3</sub>+ZSM-catalyst, *Journal of Chemical Technology and Metallurgy*, 54(3), 547-554.
26. Kudaibergenov, K., Ongarbayev, Y., Mansurov, Z. & Doszhanov, Y. (2012). Study on the effectiveness of thermally treated rice husks for petroleum adsorption, *Journal of Non-Crystalline Solids*, 358, 2964-2969.
27. Rengasamy, R.S., Das, D. & Karan, C.P. (2011). Study of oil sorption behavior of filled and structured fiber assemblies made from polypropylene, kapok and milkweed fibers, *Journal of Hazardous Materials*, 186(1), 526-532. <https://doi.org/10.1016/j.jhazmat.2010.11.031>.
28. Lin, S.-H. & Juang, R.-S. (2009). Adsorption of phenol and its derivatives from water using synthetic resins and low-cost natural adsorbents: A review, *J. Hazard. Mater.*, 90(3), 1336-1349.
29. Sassykova, L. (2017). Development of Catalysts for the Hydrogenation of the Aromatic Ring in Gasolines, *Chemical and Biochemical Engineering Quarterly*, 31(4), 447-453.
30. Angelova, D., Uzunov, I., Uzunova, S., Gigova, A. & Minchev, L. (2011). Kinetics of oil and oil products adsorption by carbonized rice husks, *Chemical Engineering Journal*, 172(1), 306-311. <https://doi.org/10.1016/j.cej.2011.05.114>.
31. Alvarez, J., Lopez, G., Amutio, M., Bilbao, J. & Olazar, M. (2014). Upgrading the rice husk char obtained by flash pyrolysis for the production of amorphous silica and high quality activated carbon, *Bioresource Technology*, 170, 132-137. <https://doi.org/10.1016/j.biortech.2014.07.073>.

32. Selvan, T. T., & Prasanna, S. Review on the effect of nanofiller addition on the technical properties of polymers.
33. Imagawa, A., Seto, R. & Nagaosa, Y. (2000). Adsorption of chlorinated hydrocarbons from air and aqueous solutions by carbonized rice husk, *Carbon*, 38, 4, 628-630.
34. Prabhakar, M., Sendilvelan, S. & Sassykova, L.R. (2018). Studies on pongamia oil methyl ester fueled direct injection diesel engine to reduce harmful emissions, *Indian Journal of Environmental Protection*, 38(4), 269-277.
35. Kudaibergenov, K., Ongarbayev, Y., Mansurov, Z., Tulepov, M. & Tileuberdi, Y. (2014). Rice Husk Ash for Oil Spill Cleanup, *Applied Mechanics and Materials*, 446-447, 1508-1511.
36. Gunawardana, D., & Gunawardana, S. Evaluating the effectiveness of chitosan for removal of hexavalent chromium from wastewater.

## AUTHOR'S PROFILE



**G. R. Nyssanbayeva** is a PhD-doctoral student of the 3rd year at the Al-Farabi Kazakh National University. She is a teacher in the discipline "Chemistry" at the Academy of Civil Aviation (Almaty, Kazakhstan). She completed her bachelor's and master's degree at the faculty of Chemistry and Chemical Technology of the al-Farabi Kazakh National University (Almaty, Kazakhstan). Fields of the scientific interests are: chemistry, nanomaterials, chemical engineering, materials chemistry. G.R. Nyssanbayeva published 40 publications, including articles in peer-reviewed journals.



**K. K. Kudaibergenov** is a Doctor of Philosophy (Ph. D) in the field of chemistry, specialty: Chemical Physics of the Combustion Processes. He graduated from the Faculty of Chemistry and Chemical Technology of the al-Farabi Kazakh National University (Almaty, Kazakhstan). Ph.D. thesis topic is "Development and study of carbonized sorbents for water purification from oil pollution". He works as a senior lecturer at the Department of Chemical Physics and Materials Science at the Al-Farabi KazNU. He published 100 publications, including articles in peer-reviewed journals and patents. Hirsch Index 5.





**A. K. Seidildayeva** is an Associate Professor, PhD in the field of the Technical Sciences (specialty “Theory of Mechanisms and Machines”). She is a Head of department No. 20 of the Academy of Civil Aviation (Almaty, Kazakhstan). She graduated from the Republican Physics and Mathematics School for talented children and from the Faculty of Mechanics and Applied Mathematics of the al-Farabi KazNU with a degree in Mathematics. Research interests: mathematics, mechanics, computer science, mathematics, theoretical computer science. She has more than 50 scientific and educational articles. Hirsh Index 2.



**L. R. Sassykova**, Prof. of the Department of Physical Chemistry, Catalysis and Petrochemistry at the al-Farabi Kazakh National University. She graduated from the Faculty of Chemistry and Chemical Technology of the al-Farabi KazNU (Specialty “Chemistry”, honors degree) and the postgraduate course at the D.V. Sokolsky Institute of Organic Catalysis and Electrochemistry, Specialty “Chemical Kinetics and Catalysis” (Almaty, Kazakhstan). Areas of scientific interests are: chemistry, chemical technology, catalysis, ecology. She published ca. 400 publications, including educational manuals, monographs and patents of the RK. Hirsch index 10.



**Dr. M. I. Tulepov**, Ph.D., Ass.Prof., Head of the Department of Chemical Physics and Material Science, Faculty of Chemistry and Chemical Technology, al-Farabi Kazakh National University. He is the project Manager and the Leading Researcher of the Institute of Combustion Problems (Almaty, Kazakhstan). M.I. Tulepov graduated from the Faculty of Chemistry and Chemical Technology of the al-Farabi KazNU (Specialty “Chemistry”). He is an expert in the field of coal chemistry, chemical physics, catalysis, phase transformations in minerals, calculations of solid-phase combustion processes, physical and chemical methods of analysis. Repeatedly he was a Member of the Organizing Committee of conferences for young scientists of Kazakhstan. He published more than 300 publications, including monographs, textbooks, papers and patents. Index Hirsh 7. He was awarded the title “The best teacher of the university” of RK (2018).

